

## Index Plungers • with release lock

EH 22122.



### Product Description

Index plungers are used for indexing bores.

#### Material

##### Body

- Steel, blackened
- Stainless steel 1.4305

##### Press button

- Thermoplastic POM, red

##### Locking pin

- Steel, hardened
- Stainless steel 1.4305, nickel-plated

##### Knob

- Thermoplastic PA 6, black-grey, matt

#### Assembly

The screw length can be adapted by distance collars for index plungers (EH 22120.).

#### Operation

Actuate the red press button, and hold it in the pressed position. Only then can the locking pin be drawn in by pulling the knob.

#### More information

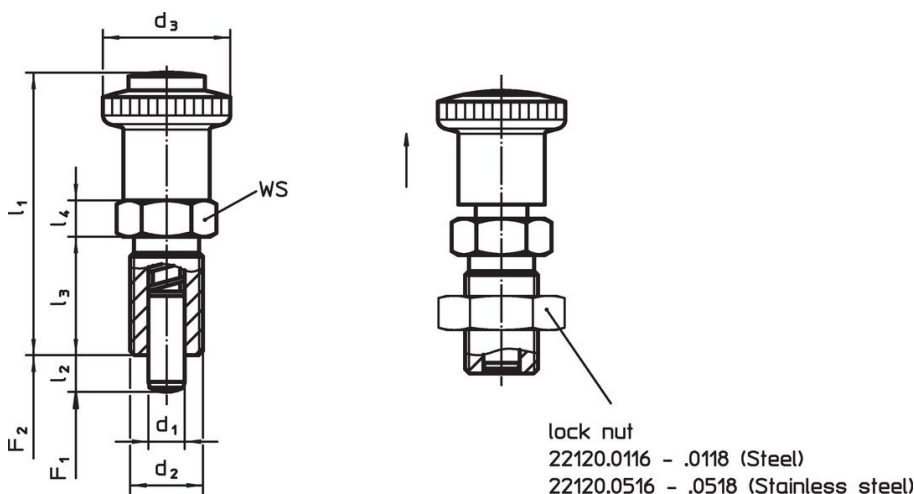
#### Notes

Knob not removable.  
Lock nuts have to be purchased separately.

#### Further products

- Locating Bushings, for index bolts and index plungers
- Distance Collars, for index plungers
- Mounting Blocks, for index bolts and index plungers

### Drawing



### Order information



d <sub>1</sub>	d <sub>2</sub>	Dimensions					WS	Spring load <sup>1)</sup>		Temperature		Weight	Art. No.
		l <sub>2</sub> min.	d <sub>3</sub>	l <sub>1</sub> ~	l <sub>3</sub>	l <sub>4</sub>		F <sub>1</sub> ~	F <sub>2</sub> ~	min.	max.		
-0.02 -0.04		[mm]					[mm]	[N]		[°C]		[g]	
6	M12 x 1,5	6	28	56	22	6	19	6.5	19	-30	80	45	22122.0005
6	M12 x 1,5	9	28	56	22	6	19	6.0	25	-30	80	45	22122.0010
8	M16 x 1,5	8	28	62	26	8	19	8.5	26	-30	80	73	22122.0015
8	M16 x 1,5	12	28	62	26	8	19	8.5	28	-30	80	74	22122.0020
10	M16 x 1,5	12	28	62	26	8	19	9.5	38	-30	80	75	22122.0025

<sup>1)</sup> statistical average value

d <sub>1</sub> -0.02 -0.04	d <sub>2</sub>	Dimensions					WS [mm]	Spring load <sup>1)</sup>		min.   max.		[g]	Art. No.		
		l <sub>2</sub> min.	d <sub>3</sub>	l <sub>1</sub> ~	l <sub>3</sub>	l <sub>4</sub>		F <sub>1</sub> ~	F <sub>2</sub> ~	[°C]					
[mm]													[N]	[°C]	[g]
<b>Stainless steel</b>															
6	M12 x 1,5	6	28	56	22	6	19	6.5	19	-30	80	45	<a href="#">22122.0105</a>		
6	M12 x 1,5	9	28	56	22	6	19	6.0	25	-30	80	45	<a href="#">22122.0110</a>		
8	M16 x 1,5	8	28	62	26	8	19	8.5	26	-30	80	73	<a href="#">22122.0115</a>		
8	M16 x 1,5	12	28	62	26	8	19	8.5	28	-30	80	74	<a href="#">22122.0120</a>		
10	M16 x 1,5	12	28	62	26	8	19	9.5	38	-30	80	75	<a href="#">22122.0125</a>		

<sup>1)</sup> statistical average value

### Accessories

	Dimensions d <sub>2</sub> [mm]	Wrench size [mm]	[g]	Art. No.
<b>Steel</b>				
	M12 x 1,5	18	7.5	<a href="#">22120.0116</a>
	M16 x 1,5	24	15.0	<a href="#">22120.0118</a>
<b>Stainless steel</b>				
	M12 x 1,5	18	7.5	<a href="#">22120.0516</a>
	M16 x 1,5	24	15.0	<a href="#">22120.0518</a>

### Compliance

For detailed compliance information please select the desired article number.