

## Spring Plungers · with ceramic ball and slot, stainless steel A4

EH 22050.



### Product Description

Spring plungers can be used for locating or for applying pressure, as a detent or for ejection. The version from stainless steel A4 guarantees the highest corrosion protection.

Characteristics of the ceramic ball:

- Highly impact-resistant
- Abrasion resistant
- Antimagnetic
- Electrically isolating

### Material

#### Body

- Stainless steel A4, passivated

#### Ball

- Ceramic

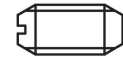
#### Spring

- Stainless steel A4, passivated

### Characteristic

Standard spring load: no marking

Heavy spring load: marked with two lines



Standard spring load



Heavy spring load

### More information

### Notes

Special types on request.

Spring plungers are specially tested for spring range and forces.

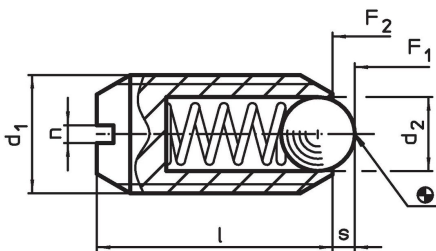
### References

Thread lock on request, please refer to appendix - Technical Data -  
Calculation of indexing resistance, please refer to appendix - Technical Data -

### Further products

- Spring Plungers, with moveable ceramic ball and slot, stainless steel A4
- Locators, with bore hole, for spring plungers
- Locators, smooth, for spring plungers
- Holders, for spring plungers

### Drawing



### Order information

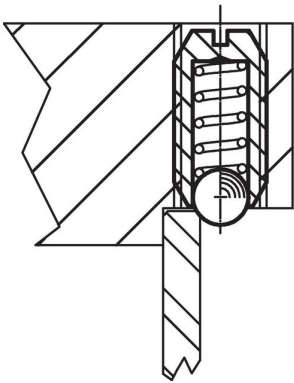
Dimensions				Stroke s [mm]	Spring load <sup>1)</sup>		max. [°C]	[g]	Art. No.
d <sub>1</sub>	d <sub>2</sub>	l	n		F <sub>1</sub> ~ [N]	F <sub>2</sub> ~			
stainless steel A4, standard spring load									
M 4	2.5	9	0.6	0.8	8.5	14	250	0.4	22050.1404
M 5	3.0	12	0.8	0.9	8.0	14	250	0.9	22050.1405
M 6	3.5	14	1.0	1.0	11.0	18	250	1.6	22050.1406
M 8	4.5	16	1.2	1.5	18.0	31	250	3.4	22050.1408
M10	6.0	19	1.5	2.0	24.0	45	250	6.2	22050.1410
M12	8.0	22	2.0	2.5	26.0	49	250	9.6	22050.1412
M16	10.0	24	2.0	3.5	41.0	86	250	21.0	22050.1416

<sup>1)</sup> statistical average value

d <sub>1</sub>	Dimensions			Stroke s [mm]	Spring load <sup>1)</sup>		max. [°C]	[g]	Art. No.
	d <sub>2</sub>	l	n		F <sub>1</sub> ~ [N]	F <sub>2</sub> ~ [N]			
<b>stainless steel A4, heavy spring load</b>									
<b>M 4</b>	2.5	9	0.6	0.8	12.0	18	250	0.4	<a href="#">22050.1604</a>
<b>M 5</b>	3.0	12	0.8	0.9	15.0	22	250	1.0	<a href="#">22050.1605</a>
<b>M 6</b>	3.5	14	1.0	1.0	19.0	28	250	1.6	<a href="#">22050.1606</a>
<b>M 8</b>	4.5	16	1.2	1.5	36.0	62	250	3.5	<a href="#">22050.1608</a>
<b>M10</b>	6.0	19	1.5	2.0	57.0	104	250	6.3	<a href="#">22050.1610</a>
<b>M12</b>	8.0	22	2.0	2.5	61.0	110	250	9.6	<a href="#">22050.1612</a>
<b>M16</b>	10.0	24	2.0	3.5	68.0	142	250	21.0	<a href="#">22050.1616</a>

<sup>1)</sup> statistical average value

### Application example



### Compliance

#### RoHS compliant

Compliant according to Directive 2011/65/EU and Directive 2015/863.

#### Does not contain SVHC substances

No SVHC substances with more than 0.1% w/w contained - SVHC list [REACH] as of 27.06.2024.

#### Does not contain Proposition 65 substances

No Proposition 65 substances included.  
<https://www.P65Warnings.ca.gov/>

#### Free from Conflict Minerals

This product does not contain any substances designated as "conflict minerals" such as tantalum, tin, gold or tungsten from the Democratic Republic of Congo or adjacent countries.