

Spring Plungers • with ball and slot

EH 22050.



Product Description

Spring plungers can be used for locating or for applying pressure, as a detent or for ejection.

Material

Body

- Free cutting steel, blackened
- Stainless steel 1.4305

Ball

- Ball-bearing steel, hardened
- Stainless steel, hardened

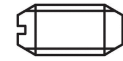
Spring

- Stainless steel

Characteristic

Standard spring load: no marking

Heavy spring load: marked with two lines



Standard spring load



Heavy spring load

More information

Notes

Special types on request.

Spring plungers are specially tested for spring range and forces.

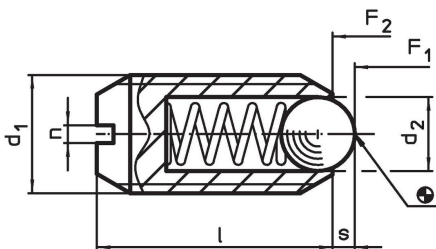
References

Thread lock on request, please refer to appendix - Technical Data -
Calculation of indexing resistance, please refer to appendix - Technical Data -

Further products

- Locators, with bore hole, for spring plungers
- Locators, smooth, for spring plungers
- Holders, for spring plungers
- Spring Plungers, with ball and slot - INCH

Drawing



Order information

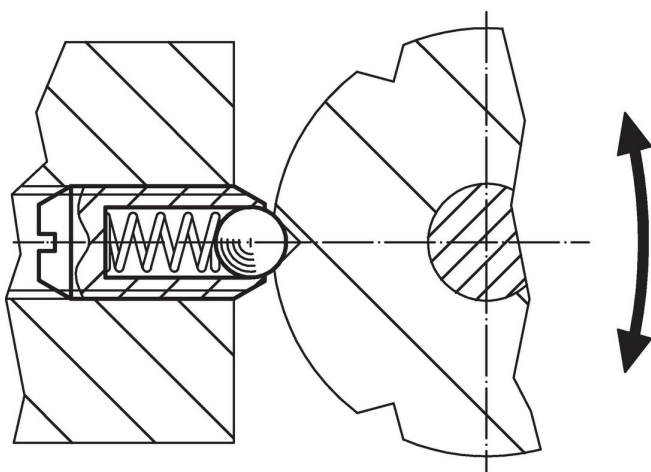
Dimensions				Stroke s [mm]	Spring load ¹⁾		max. [°C]	[g]	Art. No.
d ₁	d ₂	l	n		F ₁ ~ [N]	F ₂ ~ [N]			
free cutting steel, standard spring load									
M 2	1.0	4	0.25	0.3	0.8	1.5	250	0.1	22050.0002
M 3	1.5	7	0.40	0.4	3.0	4.5	250	0.2	22050.0003
M 4	2.5	9	0.60	0.8	8.5	14.0	250	0.4	22050.0004
M 5	3.0	12	0.80	0.9	8.0	14.0	250	1.0	22050.0005
M 6	3.5	14	1.00	1.0	11.0	18.0	250	1.7	22050.0006
M 8	4.5	16	1.20	1.5	18.0	31.0	250	3.5	22050.0008
M10	6.0	19	1.50	2.0	24.0	45.0	250	6.5	22050.0010
M12	8.0	22	2.00	2.5	26.0	49.0	250	11.0	22050.0012
M16	10.0	24	2.00	3.5	41.0	86.0	250	22.0	22050.0016
M20	12.0	30	2.50	4.5	56.0	111.0	250	45.0	22050.0020
M24	15.0	34	3.00	5.5	81.0	151.0	250	72.0	22050.0024

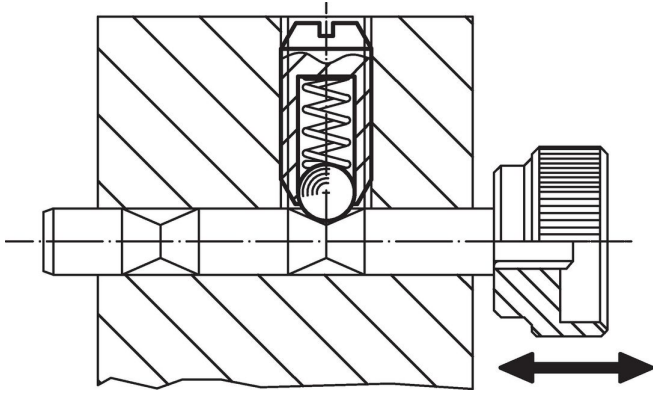
¹⁾ statistical average value

Dimensions				Stroke s [mm]	Spring load ¹⁾		max. [°C]	[g]	Art. No.
d ₁	d ₂	l	n		F ₁ ~ [N]	F ₂ ~ [N]			
[mm]									
free cutting steel, heavy spring load									
M 2	1.0	4	0.25	0.3	1.6	2.0	250	0.1	22050.0202
M 3	1.5	7	0.40	0.4	6.4	9.5	250	0.3	22050.0203
M 4	2.5	9	0.60	0.8	12.0	18.0	250	0.4	22050.0204
M 5	3.0	12	0.80	0.9	15.0	22.0	250	1.0	22050.0205
M 6	3.5	14	1.00	1.0	19.0	28.0	250	1.7	22050.0206
M 8	4.5	16	1.20	1.5	36.0	62.0	250	3.6	22050.0208
M10	6.0	19	1.50	2.0	57.0	104.0	250	6.7	22050.0210
M12	8.0	22	2.00	2.5	61.0	110.0	250	11.0	22050.0212
M16	10.0	24	2.00	3.5	68.0	142.0	250	23.0	22050.0216
M20	12.0	30	2.50	4.5	84.0	166.0	250	45.0	22050.0220
M24	15.0	34	3.00	5.5	127.0	237.0	250	72.0	22050.0224
stainless steel, standard spring load									
M 2	1.0	4	0.25	0.3	0.8	1.5	250	0.1	22050.0402
M 3	1.5	7	0.40	0.4	3.0	4.5	250	0.2	22050.0403
M 4	2.5	9	0.60	0.8	8.5	14.0	250	0.5	22050.0404
M 5	3.0	12	0.80	0.9	8.0	14.0	250	1.0	22050.0405
M 6	3.5	14	1.00	1.0	11.0	18.0	250	1.7	22050.0406
M 8	4.5	16	1.20	1.5	18.0	31.0	250	3.6	22050.0408
M10	6.0	19	1.50	2.0	24.0	45.0	250	6.6	22050.0410
M12	8.0	22	2.00	2.5	26.0	49.0	250	11.0	22050.0412
M16	10.0	24	2.00	3.5	41.0	86.0	250	22.0	22050.0416
M20	12.0	30	2.50	4.5	56.0	111.0	250	45.0	22050.0420
M24	15.0	34	3.00	5.5	81.0	151.0	250	73.0	22050.0424
stainless steel, heavy spring load									
M 2	1.0	4	0.25	0.3	1.6	2.0	250	0.1	22050.0602
M 3	1.5	7	0.40	0.4	6.4	9.5	250	0.3	22050.0603
M 4	2.5	9	0.60	0.8	12.0	18.0	250	0.5	22050.0604
M 5	3.0	12	0.80	0.9	15.0	22.0	250	1.0	22050.0605
M 6	3.5	14	1.00	1.0	19.0	28.0	250	1.7	22050.0606
M 8	4.5	16	1.20	1.5	36.0	62.0	250	3.7	22050.0608
M10	6.0	19	1.50	2.0	57.0	104.0	250	6.8	22050.0610
M12	8.0	22	2.00	2.5	61.0	110.0	250	11.0	22050.0612
M16	10.0	24	2.00	3.5	68.0	142.0	250	23.0	22050.0616
M20	12.0	30	2.50	4.5	84.0	166.0	250	45.0	22050.0620
M24	15.0	34	3.00	5.5	127.0	237.0	250	73.0	22050.0624

¹⁾ statistical average value

Application example





Compliance

For detailed compliance information please select the desired article number.