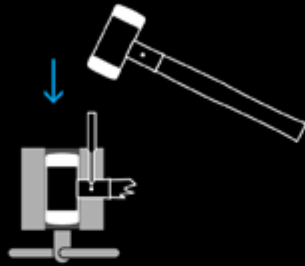
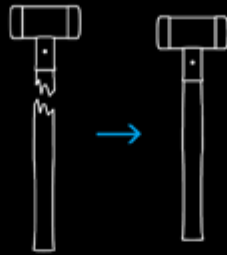
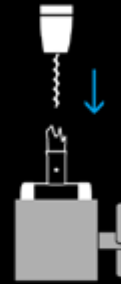


HANDLE CHANGE FOR HICKORY VERSION



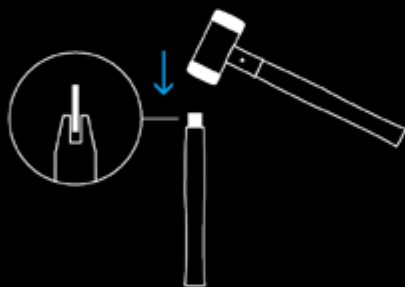
1

Clamp the hammer securely into a vice and tap out the clamping pin using a pin punch.



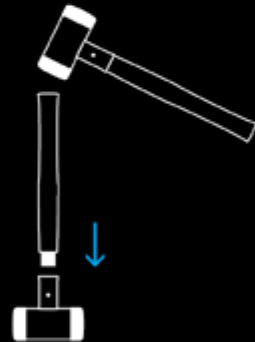
2

Remove any remaining wooden pieces from the housing.



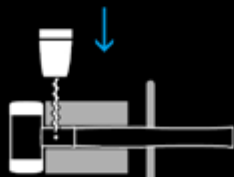
3

Tap an aluminium wedge into the slot found in the wooden handle.



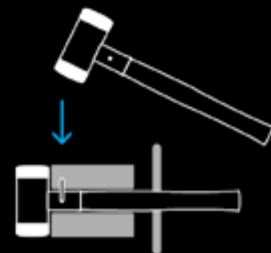
4

Clamp the hammer securely into a vice and tap the handle into the body using the aluminium wedge.



5

Drill through the hole in the body.



6

Tap the clamping pin into the bore hole.