

## Ball Lock Pins • single acting - comply with NAS / MS17987

EH 4213.



### Product Description

Ball Lock Pins according to MS17987 / NAS1333-1343 are used for quick fastening, locking, adjusting, changing and securing. Quickly and easily unlockable for frequently repeated connections.

Ball Lock Pins (Quick Release Pins) are produced according to Aviation Norm MS / NAS and tested to NAS 1332.

Protective treatment:

- All CRES parts are passivated according AMS2700

Heat treatment:

- Body: Rc. 40 min. (AMS2759, Condition H900)
- Spindle: Rc. 40 min. (AMS2759, Condition H900)
- Ball: Rc. 58-62 min. (AMS2759)

### Material

#### Body

- Stainless steel, precipitation-hardened, passivated - CRES 17-4PH (specification AMS5643)

#### Spindle

- Stainless steel, precipitation-hardened, passivated - CRES 17-4PH (specification AMS5643)

#### Spring

- Stainless steel, passivated - CRES 302 (specification ASTM-A-313)

#### Handle

- Stainless steel, passivated - CRES 17-4PH (specification AMS5643)

#### Attaching ring

- Stainless steel, passivated - CRES 302 (specification ASTM A-313/A313M)

#### Press button

- Stainless steel, passivated - CRES 303 (specification ASTM A484/484M)

#### Ball

- Stainless steel, precipitation-hardened, passivated - CRES 440C (specification AMS5630)

### Operation

Ball lock pins single acting are self-locking and require a push of the button to release the balls.

### More information

### Notes

All further dimensions are available on request.

Other diameter / length combinations not listed which comply with the standard can be produced at short notice on customer request. Customized design on request.



- This product is manufactured in INCH dimensions.



### Drawing







Order information



Nominal diameter A	Dimensions											Location hole max. [in]	Shearing resistance, two-shear min. [lbf]	Temperature		Weight [g]	Standard description	Art. No.
	A min.	A max.	Clamping length L +0.02 0	B ±0.005	C 0 -0.04	D max.	E max.	F min.	G max.	H min.	J min.			min.	max.			
[in]											[in]	[lbf]	[°F]		[g]			
3/16	0.1870	0.1885	3.0	0.220	0.260	0.310	0.53	1.06	1.45	0.73	0.08	0.1940	5,150	-65	200	29.0	MS17987C330 / NAS1333C6C30D	4213.A30
3/16	0.1870	0.1885	0.3	0.220	0.260	0.310	0.53	1.06	1.45	0.73	0.08	0.1940	5,150	-65	200	20.1	MS17987C303 / NAS1333C6C03D	4213.A03
3/16	0.1870	0.1885	0.5	0.220	0.260	0.310	0.53	1.06	1.45	0.73	0.08	0.1940	5,150	-65	200	20.8	MS17987C305 / NAS1333C6C05D	4213.A05
3/16	0.1870	0.1885	0.6	0.220	0.260	0.310	0.53	1.06	1.45	0.73	0.08	0.1940	5,150	-65	200	21.1	MS17987C306 / NAS1333C6C06D	4213.A06
3/16	0.1870	0.1885	0.7	0.220	0.260	0.310	0.53	1.06	1.45	0.73	0.08	0.1940	5,150	-65	200	21.4	MS17987C307 / NAS1333C6C07D	4213.A07
3/16	0.1870	0.1885	0.8	0.220	0.260	0.310	0.53	1.06	1.45	0.73	0.08	0.1940	5,150	-65	200	21.8	MS17987C308 / NAS1333C6C08D	4213.A08
3/16	0.1870	0.1885	0.9	0.220	0.260	0.310	0.53	1.06	1.45	0.73	0.08	0.1940	5,150	-65	200	22.1	MS17987C309 / NAS1333C6C09D	4213.A09
3/16	0.1870	0.1885	1.0	0.220	0.260	0.310	0.53	1.06	1.45	0.73	0.08	0.1940	5,150	-65	200	22.5	MS17987C310 / NAS1333C6C10D	4213.A10
3/16	0.1870	0.1885	1.1	0.220	0.260	0.310	0.53	1.06	1.45	0.73	0.08	0.1940	5,150	-65	200	22.8	MS17987C311 / NAS1333C6C11D	4213.A11
3/16	0.1870	0.1885	1.2	0.220	0.260	0.310	0.53	1.06	1.45	0.73	0.08	0.1940	5,150	-65	200	23.1	MS17987C312 / NAS1333C6C12D	4213.A12
3/16	0.1870	0.1885	1.3	0.220	0.260	0.310	0.53	1.06	1.45	0.73	0.08	0.1940	5,150	-65	200	23.5	MS17987C313 / NAS1333C6C13D	4213.A13
3/16	0.1870	0.1885	1.4	0.220	0.260	0.310	0.53	1.06	1.45	0.73	0.08	0.1940	5,150	-65	200	23.8	MS17987C314 / NAS1333C6C14D	4213.A14
3/16	0.1870	0.1885	1.5	0.220	0.260	0.310	0.53	1.06	1.45	0.73	0.08	0.1940	5,150	-65	200	24.2	MS17987C315 / NAS1333C6C15D	4213.A15
3/16	0.1870	0.1885	1.6	0.220	0.260	0.310	0.53	1.06	1.45	0.73	0.08	0.1940	5,150	-65	200	24.5	MS17987C316 / NAS1333C6C16D	4213.A16
3/16	0.1870	0.1885	1.7	0.220	0.260	0.310	0.53	1.06	1.45	0.73	0.08	0.1940	5,150	-65	200	24.8	MS17987C317 / NAS1333C6C17D	4213.A17
3/16	0.1870	0.1885	1.8	0.220	0.260	0.310	0.53	1.06	1.45	0.73	0.08	0.1940	5,150	-65	200	25.2	MS17987C318 / NAS1333C6C18D	4213.A18
3/16	0.1870	0.1885	2.0	0.220	0.260	0.310	0.53	1.06	1.45	0.73	0.08	0.1940	5,150	-65	200	25.9	MS17987C320 / NAS1333C6C20D	4213.A20
3/16	0.1870	0.1885	2.2	0.220	0.260	0.310	0.53	1.06	1.45	0.73	0.08	0.1940	5,150	-65	200	26.5	MS17987C322 / NAS1333C6C22D	4213.A22
3/16	0.1870	0.1885	2.3	0.220	0.260	0.310	0.53	1.06	1.45	0.73	0.08	0.1940	5,150	-65	200	26.9	MS17987C323 / NAS1333C6C23D	4213.A23
3/16	0.1870	0.1885	2.5	0.220	0.260	0.310	0.53	1.06	1.45	0.73	0.08	0.1940	5,150	-65	200	27.6	MS17987C325 / NAS1333C6C25D	4213.A25
3/16	0.1870	0.1885	2.6	0.220	0.260	0.310	0.53	1.06	1.45	0.73	0.08	0.1940	5,150	-65	200	27.9	MS17987C326 / NAS1333C6C26D	4213.A26
3/16	0.1870	0.1885	3.1	0.220	0.260	0.310	0.53	1.06	1.45	0.73	0.08	0.1940	5,150	-65	200	29.6	MS17987C331 / NAS1333C6C31D	4213.A31
3/16	0.1870	0.1885	3.4	0.220	0.260	0.310	0.53	1.06	1.45	0.73	0.08	0.1940	5,150	-65	200	30.6	MS17987C334 / NAS1333C6C34D	4213.A34
3/16	0.1870	0.1885	4.0	0.220	0.260	0.310	0.53	1.06	1.45	0.73	0.08	0.1940	5,150	-65	200	32.7	MS17987C340 / NAS1333C6C40D	4213.A40
3/16	0.1870	0.1885	4.3	0.220	0.260	0.310	0.53	1.06	1.45	0.73	0.08	0.1940	5,150	-65	200	33.7	MS17987C343 / NAS1333C6C43D	4213.A43
3/16	0.1870	0.1885	4.5	0.220	0.260	0.310	0.53	1.06	1.45	0.73	0.08	0.1940	5,150	-65	200	34.4	MS17987C345 / NAS1333C6C45D	4213.A45
3/16	0.1870	0.1885	4.6	0.220	0.260	0.310	0.53	1.06	1.45	0.73	0.08	0.1940	5,150	-65	200	34.7	MS17987C346 / NAS1333C6C46D	4213.A46
3/16	0.1870	0.1885	5.0	0.220	0.260	0.310	0.53	1.06	1.45	0.73	0.08	0.1940	5,150	-65	200	-	MS17987C350 / NAS1333C6C50D	4213.A50
1/4	0.2470	0.2485	0.3	0.289	0.290	0.310	0.53	1.06	1.50	0.78	0.08	0.2540	9,200	-65	200	21.8	MS17987C403 / NAS1334C6C03D	4213.B03



Nominal diameter A	Dimensions											Location hole max. [in]	Shearing resistance, two-shear min. [lbf]	 min. max. [°F]		 Standard description [g]	Art. No.	
	A min.	A max.	Clamping length L +0.02 0	B ±0.005	C 0 -0.04	D max.	E max.	F min.	G max.	H min.	J min.							
	[in]																	
1/4	0.2470	0.2485	0.4	0.289	0.290	0.310	0.53	1.06	1.50	0.78	0.08	0.2540	9,200	-65	200	22.4	MS17987C404 / NAS1334C6C04D	4213.B04
1/4	0.2470	0.2485	0.5	0.289	0.290	0.310	0.53	1.06	1.50	0.78	0.08	0.2540	9,200	-65	200	23.0	MS17987C405 / NAS1334C6C05D	4213.B05
1/4	0.2470	0.2485	0.6	0.289	0.290	0.310	0.53	1.06	1.50	0.78	0.08	0.2540	9,200	-65	200	23.6	MS17987C406 / NAS1334C6C06D	4213.B06
1/4	0.2470	0.2485	0.7	0.289	0.290	0.310	0.53	1.06	1.50	0.78	0.08	0.2540	9,200	-65	200	24.2	MS17987C407 / NAS1334C6C07D	4213.B07
1/4	0.2470	0.2485	0.8	0.289	0.290	0.310	0.53	1.06	1.50	0.78	0.08	0.2540	9,200	-65	200	24.9	MS17987C408 / NAS1334C6C08D	4213.B08
1/4	0.2470	0.2485	0.9	0.289	0.290	0.310	0.53	1.06	1.50	0.78	0.08	0.2540	9,200	-65	200	25.5	MS17987C409 / NAS1334C6C09D	4213.B09
1/4	0.2470	0.2485	1.0	0.289	0.290	0.310	0.53	1.06	1.50	0.78	0.08	0.2540	9,200	-65	200	26.1	MS17987C410 / NAS1334C6C10D	4213.B10
1/4	0.2470	0.2485	1.1	0.289	0.290	0.310	0.53	1.06	1.50	0.78	0.08	0.2540	9,200	-65	200	26.7	MS17987C411 / NAS1334C6C11D	4213.B11
1/4	0.2470	0.2485	1.2	0.289	0.290	0.310	0.53	1.06	1.50	0.78	0.08	0.2540	9,200	-65	200	27.3	MS17987C412 / NAS1334C6C12D	4213.B12
1/4	0.2470	0.2485	1.3	0.289	0.290	0.310	0.53	1.06	1.50	0.78	0.08	0.2540	9,200	-65	200	27.9	MS17987C413 / NAS1334C6C13D	4213.B13
1/4	0.2470	0.2485	1.4	0.289	0.290	0.310	0.53	1.06	1.50	0.78	0.08	0.2540	9,200	-65	200	28.5	MS17987C414 / NAS1334C6C14D	4213.B14
1/4	0.2470	0.2485	1.5	0.289	0.290	0.310	0.53	1.06	1.50	0.78	0.08	0.2540	9,200	-65	200	29.2	MS17987C415 / NAS1334C6C15D	4213.B15
1/4	0.2470	0.2485	1.6	0.289	0.290	0.310	0.53	1.06	1.50	0.78	0.08	0.2540	9,200	-65	200	29.8	MS17987C416 / NAS1334C6C16D	4213.B16
1/4	0.2470	0.2485	1.7	0.289	0.290	0.310	0.53	1.06	1.50	0.78	0.08	0.2540	9,200	-65	200	30.4	MS17987C417 / NAS1334C6C17D	4213.B17
1/4	0.2470	0.2485	1.8	0.289	0.290	0.310	0.53	1.06	1.50	0.78	0.08	0.2540	9,200	-65	200	31.0	MS17987C418 / NAS1334C6C18D	4213.B18
1/4	0.2470	0.2485	1.9	0.289	0.290	0.310	0.53	1.06	1.50	0.78	0.08	0.2540	9,200	-65	200	31.6	MS17987C419 / NAS1334C6C19D	4213.B19
1/4	0.2470	0.2485	2.0	0.289	0.290	0.310	0.53	1.06	1.50	0.78	0.08	0.2540	9,200	-65	200	32.2	MS17987C420 / NAS1334C6C20D	4213.B20
1/4	0.2470	0.2485	2.1	0.289	0.290	0.310	0.53	1.06	1.50	0.78	0.08	0.2540	9,200	-65	200	32.8	MS17987C421 / NAS1334C6C21D	4213.B21
1/4	0.2470	0.2485	2.2	0.289	0.290	0.310	0.53	1.06	1.50	0.78	0.08	0.2540	9,200	-65	200	33.5	MS17987C422 / NAS1334C6C22D	4213.B22
1/4	0.2470	0.2485	2.3	0.289	0.290	0.310	0.53	1.06	1.50	0.78	0.08	0.2540	9,200	-65	200	34.1	MS17987C423 / NAS1334C6C23D	4213.B23
1/4	0.2470	0.2485	2.4	0.289	0.290	0.310	0.53	1.06	1.50	0.78	0.08	0.2540	9,200	-65	200	34.7	MS17987C424 / NAS1334C6C24D	4213.B24
1/4	0.2470	0.2485	2.5	0.289	0.290	0.310	0.53	1.06	1.50	0.78	0.08	0.2540	9,200	-65	200	35.3	MS17987C425 / NAS1334C6C25D	4213.B25
1/4	0.2470	0.2485	2.6	0.289	0.290	0.310	0.53	1.06	1.50	0.78	0.08	0.2540	9,200	-65	200	35.9	MS17987C426 / NAS1334C6C26D	4213.B26
1/4	0.2470	0.2485	2.7	0.289	0.290	0.310	0.53	1.06	1.50	0.78	0.08	0.2540	9,200	-65	200	36.5	MS17987C427 / NAS1334C6C27D	4213.B27
1/4	0.2470	0.2485	2.8	0.289	0.290	0.310	0.53	1.06	1.50	0.78	0.08	0.2540	9,200	-65	200	37.2	MS17987C428 / NAS1334C6C28D	4213.B28
1/4	0.2470	0.2485	2.9	0.289	0.290	0.310	0.53	1.06	1.50	0.78	0.08	0.2540	9,200	-65	200	37.8	MS17987C429 / NAS1334C6C29D	4213.B29
1/4	0.2470	0.2485	3.0	0.289	0.290	0.310	0.53	1.06	1.50	0.78	0.08	0.2540	9,200	-65	200	38.4	MS17987C430 / NAS1334C6C30D	4213.B30
1/4	0.2470	0.2485	3.1	0.289	0.290	0.310	0.53	1.06	1.50	0.78	0.08	0.2540	9,200	-65	200	38.6	MS17987C431 / NAS1334C6C31D	4213.B31
1/4	0.2470	0.2485	3.2	0.289	0.290	0.310	0.53	1.06	1.50	0.78	0.08	0.2540	9,200	-65	200	39.6	MS17987C432 / NAS1334C6C32D	4213.B32
1/4	0.2470	0.2485	3.3	0.289	0.290	0.310	0.53	1.06	1.50	0.78	0.08	0.2540	9,200	-65	200	40.2	MS17987C433 / NAS1334C6C33D	4213.B33
1/4	0.2470	0.2485	3.5	0.289	0.290	0.310	0.53	1.06	1.50	0.78	0.08	0.2540	9,200	-65	200	41.4	MS17987C435 / NAS1334C6C35D	4213.B35

Nominal diameter A	Dimensions											Location hole max. [in]	Shearing resistance, two-shear min. [lbf]	 min. max. [°F]		 Standard description [g]	Art. No.	
	A min.	A max.	Clamping length L +0.02 0	B ±0.005	C 0 -0.04	D max.	E max.	F min.	G max.	H min.	J min.							
	[in]													[lbf]	[°F]			[g]
1/4	0.2470	0.2485	3.6	0.289	0.290	0.310	0.53	1.06	1.50	0.78	0.08	0.2540	9,200	-65	200	42.1	MS17987C436 / NAS1334C6C36D	4213.B36
1/4	0.2470	0.2485	4.0	0.289	0.290	0.310	0.53	1.06	1.50	0.78	0.08	0.2540	9,200	-65	200	44.5	MS17987C440 / NAS1334C6C40D	4213.B40
1/4	0.2470	0.2485	4.2	0.289	0.290	0.310	0.53	1.06	1.50	0.78	0.08	0.2540	9,200	-65	200	45.8	MS17987C442 / NAS1334C6C42D	4213.B42
1/4	0.2470	0.2485	4.3	0.289	0.290	0.310	0.53	1.06	1.50	0.78	0.08	0.2540	9,200	-65	200	46.4	MS17987C443 / NAS1334C6C43D	4213.B43
1/4	0.2470	0.2485	4.5	0.289	0.290	0.310	0.53	1.06	1.50	0.78	0.08	0.2540	9,200	-65	200	47.6	MS17987C445 / NAS1334C6C45D	4213.B45
1/4	0.2470	0.2485	4.7	0.289	0.290	0.310	0.53	1.06	1.50	0.78	0.08	0.2540	9,200	-65	200	48.8	MS17987C447 / NAS1334C6C47D	4213.B47
1/4	0.2470	0.2485	5.4	0.289	0.290	0.310	0.53	1.06	1.50	0.78	0.08	0.2540	9,200	-65	200	53.1	MS17987C454 / NAS1334C6C54D	4213.B54
5/16	0.3095	0.3110	0.5	0.375	0.330	0.310	0.59	1.06	1.65	0.83	0.08	0.3165	14,400	-65	200	27.0	MS17987C505 / NAS1335C6C05D	4213.C05
5/16	0.3095	0.3110	0.6	0.375	0.330	0.310	0.59	1.06	1.65	0.83	0.08	0.3165	14,400	-65	200	27.9	MS17987C506 / NAS1335C6C06D	4213.C06
5/16	0.3095	0.3110	0.7	0.375	0.330	0.310	0.59	1.06	1.65	0.83	0.08	0.3165	14,400	-65	200	28.9	MS17987C507 / NAS1335C6C07D	4213.C07
5/16	0.3095	0.3110	0.8	0.375	0.330	0.310	0.59	1.06	1.65	0.83	0.08	0.3165	14,400	-65	200	29.8	MS17987C508 / NAS1335C6C08D	4213.C08
5/16	0.3095	0.3110	0.9	0.375	0.330	0.310	0.59	1.06	1.65	0.83	0.08	0.3165	14,400	-65	200	30.8	MS17987C509 / NAS1335C6C09D	4213.C09
5/16	0.3095	0.3110	1.0	0.375	0.330	0.310	0.59	1.06	1.65	0.83	0.08	0.3165	14,400	-65	200	31.7	MS17987C510 / NAS1335C6C10D	4213.C10
5/16	0.3095	0.3110	1.1	0.375	0.330	0.310	0.59	1.06	1.65	0.83	0.08	0.3165	14,400	-65	200	32.7	MS17987C511 / NAS1335C6C11D	4213.C11
5/16	0.3095	0.3110	1.2	0.375	0.330	0.310	0.59	1.06	1.65	0.83	0.08	0.3165	14,400	-65	200	33.6	MS17987C512 / NAS1335C6C12D	4213.C12
5/16	0.3095	0.3110	1.3	0.375	0.330	0.310	0.59	1.06	1.65	0.83	0.08	0.3165	14,400	-65	200	34.6	MS17987C513 / NAS1335C6C13D	4213.C13
5/16	0.3095	0.3110	1.4	0.375	0.330	0.310	0.59	1.06	1.65	0.83	0.08	0.3165	14,400	-65	200	35.5	MS17987C514 / NAS1335C6C14D	4213.C14
5/16	0.3095	0.3110	1.5	0.375	0.330	0.310	0.59	1.06	1.65	0.83	0.08	0.3165	14,400	-65	200	36.5	MS17987C515 / NAS1335C6C15D	4213.C15
5/16	0.3095	0.3110	1.6	0.375	0.330	0.310	0.59	1.06	1.65	0.83	0.08	0.3165	14,400	-65	200	37.4	MS17987C516 / NAS1335C6C16D	4213.C16
5/16	0.3095	0.3110	1.7	0.375	0.330	0.310	0.59	1.06	1.65	0.83	0.08	0.3165	14,400	-65	200	38.4	MS17987C517 / NAS1335C6C17D	4213.C17
5/16	0.3095	0.3110	1.8	0.375	0.330	0.310	0.59	1.06	1.65	0.83	0.08	0.3165	14,400	-65	200	39.3	MS17987C518 / NAS1335C6C18D	4213.C18
5/16	0.3095	0.3110	1.9	0.375	0.330	0.310	0.59	1.06	1.65	0.83	0.08	0.3165	14,400	-65	200	40.2	MS17987C519 / NAS1335C6C19D	4213.C19
5/16	0.3095	0.3110	2.0	0.375	0.330	0.310	0.59	1.06	1.65	0.83	0.08	0.3165	14,400	-65	200	41.2	MS17987C520 / NAS1335C6C20D	4213.C20
5/16	0.3095	0.3110	2.1	0.375	0.330	0.310	0.59	1.06	1.65	0.83	0.08	0.3165	14,400	-65	200	42.2	MS17987C521 / NAS1335C6C21D	4213.C21
5/16	0.3095	0.3110	2.2	0.375	0.330	0.310	0.59	1.06	1.65	0.83	0.08	0.3165	14,400	-65	200	43.1	MS17987C522 / NAS1335C6C22D	4213.C22
5/16	0.3095	0.3110	2.3	0.375	0.330	0.310	0.59	1.06	1.65	0.83	0.08	0.3165	14,400	-65	200	44.0	MS17987C523 / NAS1335C6C23D	4213.C23
5/16	0.3095	0.3110	2.5	0.375	0.330	0.310	0.59	1.06	1.65	0.83	0.08	0.3165	14,400	-65	200	45.9	MS17987C525 / NAS1335C6C25D	4213.C25
5/16	0.3095	0.3110	2.6	0.375	0.330	0.310	0.59	1.06	1.65	0.83	0.08	0.3165	14,400	-65	200	46.9	MS17987C526 / NAS1335C6C26D	4213.C26
5/16	0.3095	0.3110	2.9	0.375	0.330	0.310	0.59	1.06	1.65	0.83	0.08	0.3165	14,400	-65	200	49.7	MS17987C529 / NAS1335C6C29D	4213.C29
5/16	0.3095	0.3110	3.0	0.375	0.330	0.310	0.59	1.06	1.65	0.83	0.08	0.3165	14,400	-65	200	50.7	MS17987C530 / NAS1335C6C30D	4213.C30
5/16	0.3095	0.3110	3.2	0.375	0.330	0.310	0.59	1.06	1.65	0.83	0.08	0.3165	14,400	-65	200	52.6	MS17987C532 / NAS1335C6C32D	4213.C32



Nominal diameter A	Dimensions											Location hole max. [in]	Shearing resistance, two-shear min. [lbf]	 min. max. [°F]		 Standard description [g]	Art. No.
	A min.	A max.	Clamping length L +0.02 0	B ±0.005	C 0 -0.04	D max.	E max.	F min.	G max.	H min.	J min.						
	[in]																
5/16	0.3095	0.3110	3.3	0.375	0.330	0.310	0.59	1.06	1.65	0.83	0.08	0.3165	14,400	-65	200	53.5 MS17987C533 / NAS1335C6C33D	4213.C33
5/16	0.3095	0.3110	3.4	0.375	0.330	0.310	0.59	1.06	1.65	0.83	0.08	0.3165	14,400	-65	200	54.4 MS17987C534 / NAS1335C6C34D	4213.C34
5/16	0.3095	0.3110	3.5	0.375	0.330	0.310	0.59	1.06	1.65	0.83	0.08	0.3165	14,400	-65	200	55.4 MS17987C535 / NAS1335C6C35D	4213.C35
5/16	0.3095	0.3110	3.6	0.375	0.330	0.310	0.59	1.06	1.65	0.83	0.08	0.3165	14,400	-65	200	56.3 MS17987C536 / NAS1335C6C36D	4213.C36
5/16	0.3095	0.3110	3.8	0.375	0.330	0.310	0.59	1.06	1.65	0.83	0.08	0.3165	14,400	-65	200	58.2 MS17987C538 / NAS1335C6C38D	4213.C38
5/16	0.3095	0.3110	3.9	0.375	0.330	0.310	0.59	1.06	1.65	0.83	0.08	0.3165	14,400	-65	200	59.2 MS17987C539 / NAS1335C6C39D	4213.C39
5/16	0.3095	0.3110	4.0	0.375	0.330	0.310	0.59	1.06	1.65	0.83	0.08	0.3165	14,400	-65	200	60.1 MS17987C540 / NAS1335C6C40D	4213.C40
5/16	0.3095	0.3110	4.9	0.375	0.330	0.310	0.59	1.06	1.65	0.83	0.08	0.3165	14,400	-65	200	68.6 MS17987C549 / NAS1335C6C49D	4213.C49
5/16	0.3095	0.3110	6.0	0.375	0.330	0.310	0.59	1.06	1.65	0.83	0.08	0.3165	14,400	-65	200	79.1 MS17987C560 / NAS1335C6C60D	4213.C60
3/8	0.3720	0.3735	0.5	0.440	0.365	0.390	0.65	1.06	1.65	0.94	0.08	0.3790	20,700	-65	200	41.2 MS17987C605 / NAS1336C6C05D	4213.D05
3/8	0.3720	0.3735	0.6	0.440	0.365	0.390	0.65	1.06	1.65	0.94	0.08	0.3790	20,700	-65	200	42.6 MS17987C606 / NAS1336C6C06D	4213.D06
3/8	0.3720	0.3735	0.7	0.440	0.365	0.390	0.65	1.06	1.65	0.94	0.08	0.3790	20,700	-65	200	44.0 MS17987C607 / NAS1336C6C07D	4213.D07
3/8	0.3720	0.3735	0.8	0.440	0.365	0.390	0.65	1.06	1.65	0.94	0.08	0.3790	20,700	-65	200	45.3 MS17987C608 / NAS1336C6C08D	4213.D08
3/8	0.3720	0.3735	0.9	0.440	0.365	0.390	0.65	1.06	1.65	0.94	0.08	0.3790	20,700	-65	200	46.6 MS17987C609 / NAS1336C6C09D	4213.D09
3/8	0.3720	0.3735	1.0	0.440	0.365	0.390	0.65	1.06	1.65	0.94	0.08	0.3790	20,700	-65	200	48.0 MS17987C610 / NAS1336C6C10D	4213.D10
3/8	0.3720	0.3735	1.1	0.440	0.365	0.390	0.65	1.06	1.65	0.94	0.08	0.3790	20,700	-65	200	49.4 MS17987C611 / NAS1336C6C11D	4213.D11
3/8	0.3720	0.3735	1.2	0.440	0.365	0.390	0.65	1.06	1.65	0.94	0.08	0.3790	20,700	-65	200	50.7 MS17987C612 / NAS1336C6C12D	4213.D12
3/8	0.3720	0.3735	1.3	0.440	0.365	0.390	0.65	1.06	1.65	0.94	0.08	0.3790	20,700	-65	200	52.1 MS17987C613 / NAS1336C6C13D	4213.D13
3/8	0.3720	0.3735	1.4	0.440	0.365	0.390	0.65	1.06	1.65	0.94	0.08	0.3790	20,700	-65	200	53.5 MS17987C614 / NAS1336C6C14D	4213.D14
3/8	0.3720	0.3735	1.5	0.440	0.365	0.390	0.65	1.06	1.65	0.94	0.08	0.3790	20,700	-65	200	54.8 MS17987C615 / NAS1336C6C15D	4213.D15
3/8	0.3720	0.3735	1.6	0.440	0.365	0.390	0.65	1.06	1.65	0.94	0.08	0.3790	20,700	-65	200	56.2 MS17987C616 / NAS1336C6C16D	4213.D16
3/8	0.3720	0.3735	1.7	0.440	0.365	0.390	0.65	1.06	1.65	0.94	0.08	0.3790	20,700	-65	200	57.5 MS17987C617 / NAS1336C6C17D	4213.D17
3/8	0.3720	0.3735	1.8	0.440	0.365	0.390	0.65	1.06	1.65	0.94	0.08	0.3790	20,700	-65	200	58.9 MS17987C618 / NAS1336C6C18D	4213.D18
3/8	0.3720	0.3735	1.9	0.440	0.365	0.390	0.65	1.06	1.65	0.94	0.08	0.3790	20,700	-65	200	60.2 MS17987C619 / NAS1336C6C19D	4213.D19
3/8	0.3720	0.3735	2.0	0.440	0.365	0.390	0.65	1.06	1.65	0.94	0.08	0.3790	20,700	-65	200	61.6 MS17987C620 / NAS1336C6C20D	4213.D20
3/8	0.3720	0.3735	2.2	0.440	0.365	0.390	0.65	1.06	1.65	0.94	0.08	0.3790	20,700	-65	200	64.4 MS17987C622 / NAS1336C6C22D	4213.D22
3/8	0.3720	0.3735	2.3	0.440	0.365	0.390	0.65	1.06	1.65	0.94	0.08	0.3790	20,700	-65	200	65.7 MS17987C623 / NAS1336C6C23D	4213.D23
3/8	0.3720	0.3735	2.4	0.440	0.365	0.390	0.65	1.06	1.65	0.94	0.08	0.3790	20,700	-65	200	67.1 MS17987C624 / NAS1336C6C24D	4213.D24
3/8	0.3720	0.3735	2.5	0.440	0.365	0.390	0.65	1.06	1.65	0.94	0.08	0.3790	20,700	-65	200	68.4 MS17987C625 / NAS1336C6C25D	4213.D25
3/8	0.3720	0.3735	2.6	0.440	0.365	0.390	0.65	1.06	1.65	0.94	0.08	0.3790	20,700	-65	200	69.8 MS17987C626 / NAS1336C6C26D	4213.D26
3/8	0.3720	0.3735	2.8	0.440	0.365	0.390	0.65	1.06	1.65	0.94	0.08	0.3790	20,700	-65	200	72.5 MS17987C628 / NAS1336C6C28D	4213.D28

Nominal diameter A	Dimensions											Location hole max.	Shearing resistance, two-shear min.	 min. max.		 Standard description	Art. No.	
	A min.	A max.	Clamping length L +0.02 0	B ±0.005	C 0 -0.04	D max.	E max.	F min.	G max.	H min.	J min.							
	[in]													[in]	[lbf]			[°F]
3/8	0.3720	0.3735	2.9	0.440	0.365	0.390	0.65	1.06	1.65	0.94	0.08	0.3790	20,700	-65	200	73.9	MS17987C629 / NAS1336C6C29D	4213.D29
3/8	0.3720	0.3735	3.0	0.440	0.365	0.390	0.65	1.06	1.65	0.94	0.08	0.3790	20,700	-65	200	75.2	MS17987C630 / NAS1336C6C30D	4213.D30
3/8	0.3720	0.3735	3.1	0.440	0.365	0.390	0.65	1.06	1.65	0.94	0.08	0.3790	20,700	-65	200	76.6	MS17987C631 / NAS1336C6C31D	4213.D31
3/8	0.3720	0.3735	3.3	0.440	0.365	0.390	0.65	1.06	1.65	0.94	0.08	0.3790	20,700	-65	200	79.3	MS17987C633 / NAS1336C6C33D	4213.D33
3/8	0.3720	0.3735	3.4	0.440	0.365	0.390	0.65	1.06	1.65	0.94	0.08	0.3790	20,700	-65	200	80.7	MS17987C634 / NAS1336C6C34D	4213.D34
3/8	0.3720	0.3735	3.5	0.440	0.365	0.390	0.65	1.06	1.65	0.94	0.08	0.3790	20,700	-65	200	82.0	MS17987C635 / NAS1336C6C35D	4213.D35
3/8	0.3720	0.3735	3.6	0.440	0.365	0.390	0.65	1.06	1.65	0.94	0.08	0.3790	20,700	-65	200	83.4	MS17987C636 / NAS1336C6C36D	4213.D36
3/8	0.3720	0.3735	3.9	0.440	0.365	0.390	0.65	1.06	1.65	0.94	0.08	0.3790	20,700	-65	200	87.4	MS17987C639 / NAS1336C6C39D	4213.D39
3/8	0.3720	0.3735	4.0	0.440	0.365	0.390	0.65	1.06	1.65	0.94	0.08	0.3790	20,700	-65	200	88.8	MS17987C640 / NAS1336C6C40D	4213.D40
3/8	0.3720	0.3735	4.1	0.440	0.365	0.390	0.65	1.06	1.65	0.94	0.08	0.3790	20,700	-65	200	90.2	MS17987C641 / NAS1336C6C41D	4213.D41
3/8	0.3720	0.3735	4.3	0.440	0.365	0.390	0.65	1.06	1.65	0.94	0.08	0.3790	20,700	-65	200	92.9	MS17987C643 / NAS1336C6C43D	4213.D43
3/8	0.3720	0.3735	5.0	0.440	0.365	0.390	0.65	1.06	1.65	0.94	0.08	0.3790	20,700	-65	200	102.0	MS17987C650 / NAS1336C6C50D	4213.D50
3/8	0.3720	0.3735	5.7	0.440	0.365	0.390	0.65	1.06	1.65	0.94	0.08	0.3790	20,700	-65	200	112.0	MS17987C657 / NAS1336C6C57D	4213.D57
7/16	0.4345	0.4360	0.5	0.509	0.380	0.390	0.71	1.09	1.85	0.98	0.08	0.4425	28,500	-65	200	46.4	MS17987C705 / NAS1337C6C05D	4213.E05
7/16	0.4345	0.4360	0.6	0.509	0.380	0.390	0.71	1.09	1.85	0.98	0.08	0.4425	28,500	-65	200	48.3	MS17987C706 / NAS1337C6C06D	4213.E06
7/16	0.4345	0.4360	0.8	0.509	0.380	0.390	0.71	1.09	1.85	0.98	0.08	0.4425	28,500	-65	200	52.0	MS17987C708 / NAS1337C6C08D	4213.E08
7/16	0.4345	0.4360	1.0	0.509	0.380	0.390	0.71	1.09	1.85	0.98	0.08	0.4425	28,500	-65	200	55.7	MS17987C710 / NAS1337C6C10D	4213.E10
7/16	0.4345	0.4360	1.2	0.509	0.380	0.390	0.71	1.09	1.85	0.98	0.08	0.4425	28,500	-65	200	59.4	MS17987C712 / NAS1337C6C12D	4213.E12
7/16	0.4345	0.4360	1.3	0.509	0.380	0.390	0.71	1.09	1.85	0.98	0.08	0.4425	28,500	-65	200	61.3	MS17987C713 / NAS1337C6C13D	4213.E13
7/16	0.4345	0.4360	1.4	0.509	0.380	0.390	0.71	1.09	1.85	0.98	0.08	0.4425	28,500	-65	200	63.2	MS17987C714 / NAS1337C6C14D	4213.E14
7/16	0.4345	0.4360	1.5	0.509	0.380	0.390	0.71	1.09	1.85	0.98	0.08	0.4425	28,500	-65	200	65.0	MS17987C715 / NAS1337C6C15D	4213.E15
7/16	0.4345	0.4360	1.6	0.509	0.380	0.390	0.71	1.09	1.85	0.98	0.08	0.4425	28,500	-65	200	66.8	MS17987C716 / NAS1337C6C16D	4213.E16
7/16	0.4345	0.4360	1.9	0.509	0.380	0.390	0.71	1.09	1.85	0.98	0.08	0.4425	28,500	-65	200	72.4	MS17987C719 / NAS1337C6C19D	4213.E19
7/16	0.4345	0.4360	2.0	0.509	0.380	0.390	0.71	1.09	1.85	0.98	0.08	0.4425	28,500	-65	200	74.3	MS17987C720 / NAS1337C6C20D	4213.E20
7/16	0.4345	0.4360	2.1	0.509	0.380	0.390	0.71	1.09	1.85	0.98	0.08	0.4425	28,500	-65	200	76.1	MS17987C721 / NAS1337C6C21D	4213.E21
7/16	0.4345	0.4360	2.2	0.509	0.380	0.390	0.71	1.09	1.85	0.98	0.08	0.4425	28,500	-65	200	78.0	MS17987C722 / NAS1337C6C22D	4213.E22
7/16	0.4345	0.4360	2.4	0.509	0.380	0.390	0.71	1.09	1.85	0.98	0.08	0.4425	28,500	-65	200	81.7	MS17987C724 / NAS1337C6C24D	4213.E24
7/16	0.4345	0.4360	2.5	0.509	0.380	0.390	0.71	1.09	1.85	0.98	0.08	0.4425	28,500	-65	200	83.6	MS17987C725 / NAS1337C6C25D	4213.E25
7/16	0.4345	0.4360	2.6	0.509	0.380	0.390	0.71	1.09	1.85	0.98	0.08	0.4425	28,500	-65	200	85.4	MS17987C726 / NAS1337C6C26D	4213.E26
7/16	0.4345	0.4360	2.8	0.509	0.380	0.390	0.71	1.09	1.85	0.98	0.08	0.4425	28,500	-65	200	89.2	MS17987C728 / NAS1337C6C28D	4213.E28
7/16	0.4345	0.4360	3.0	0.509	0.380	0.390	0.71	1.09	1.85	0.98	0.08	0.4425	28,500	-65	200	92.8	MS17987C730 / NAS1337C6C30D	4213.E30

Nominal diameter A	Dimensions											Location hole max. [in]	Shearing resistance, two-shear min. [lbf]	 min. max. [°F]		 Standard description [g]	Art. No.	
	A min.	A max.	Clamping length L +0.02 0	B ±0.005	C 0 -0.04	D max.	E max.	F min.	G max.	H min.	J min.							
	[in]																	
7/16	0.4345	0.4360	3.2	0.509	0.380	0.390	0.71	1.09	1.85	0.98	0.08	0.4425	28,500	-65	200	96.6	MS17987C732 / NAS1337C6C32D	4213.E32
7/16	0.4345	0.4360	4.0	0.509	0.380	0.390	0.71	1.09	1.85	0.98	0.08	0.4425	28,500	-65	200	111.0	MS17987C740 / NAS1337C6C40D	4213.E40
7/16	0.4345	0.4360	5.5	0.509	0.380	0.390	0.71	1.09	1.85	0.98	0.08	0.4425	28,500	-65	200	139.0	MS17987C755 / NAS1337C6C55D	4213.E55
1/2	0.4970	0.4985	0.8	0.594	0.460	0.565	0.80	1.16	1.85	1.14	0.08	0.5050	36,900	-65	200	73.4	MS17987C808 / NAS1338C6C08D	4213.F08
1/2	0.4970	0.4985	0.9	0.594	0.460	0.565	0.80	1.16	1.85	1.14	0.08	0.5050	36,900	-65	200	75.8	MS17987C809 / NAS1338C6C09D	4213.F09
1/2	0.4970	0.4985	1.0	0.594	0.460	0.565	0.80	1.16	1.85	1.14	0.08	0.5050	36,900	-65	200	78.2	MS17987C810 / NAS1338C6C10D	4213.F10
1/2	0.4970	0.4985	1.1	0.594	0.460	0.565	0.80	1.16	1.85	1.14	0.08	0.5050	36,900	-65	200	80.7	MS17987C811 / NAS1338C6C11D	4213.F11
1/2	0.4970	0.4985	1.2	0.594	0.460	0.565	0.80	1.16	1.85	1.14	0.08	0.5050	36,900	-65	200	83.1	MS17987C812 / NAS1338C6C12D	4213.F12
1/2	0.4970	0.4985	1.3	0.594	0.460	0.565	0.80	1.16	1.85	1.14	0.08	0.5050	36,900	-65	200	85.6	MS17987C813 / NAS1338C6C13D	4213.F13
1/2	0.4970	0.4985	1.4	0.594	0.460	0.565	0.80	1.16	1.85	1.14	0.08	0.5050	36,900	-65	200	88.0	MS17987C814 / NAS1338C6C14D	4213.F14
1/2	0.4970	0.4985	1.5	0.594	0.460	0.565	0.80	1.16	1.85	1.14	0.08	0.5050	36,900	-65	200	90.4	MS17987C815 / NAS1338C6C15D	4213.F15
1/2	0.4970	0.4985	1.6	0.594	0.460	0.565	0.80	1.16	1.85	1.14	0.08	0.5050	36,900	-65	200	92.9	MS17987C816 / NAS1338C6C16D	4213.F16
1/2	0.4970	0.4985	1.8	0.594	0.460	0.565	0.80	1.16	1.85	1.14	0.08	0.5050	36,900	-65	200	97.7	MS17987C818 / NAS1338C6C18D	4213.F18
1/2	0.4970	0.4985	1.9	0.594	0.460	0.565	0.80	1.16	1.85	1.14	0.08	0.5050	36,900	-65	200	100.0	MS17987C819 / NAS1338C6C19D	4213.F19
1/2	0.4970	0.4985	2.0	0.594	0.460	0.565	0.80	1.16	1.85	1.14	0.08	0.5050	36,900	-65	200	103.0	MS17987C820 / NAS1338C6C20D	4213.F20
1/2	0.4970	0.4985	2.1	0.594	0.460	0.565	0.80	1.16	1.85	1.14	0.08	0.5050	36,900	-65	200	105.0	MS17987C821 / NAS1338C6C21D	4213.F21
1/2	0.4970	0.4985	2.3	0.594	0.460	0.565	0.80	1.16	1.85	1.14	0.08	0.5050	36,900	-65	200	110.0	MS17987C823 / NAS1338C6C23D	4213.F23
1/2	0.4970	0.4985	2.5	0.594	0.460	0.565	0.80	1.16	1.85	1.14	0.08	0.5050	36,900	-65	200	115.0	MS17987C825 / NAS1338C6C25D	4213.F25
1/2	0.4970	0.4985	2.8	0.594	0.460	0.565	0.80	1.16	1.85	1.14	0.08	0.5050	36,900	-65	200	122.0	MS17987C828 / NAS1338C6C28D	4213.F28
1/2	0.4970	0.4985	2.9	0.594	0.460	0.565	0.80	1.16	1.85	1.14	0.08	0.5050	36,900	-65	200	125.0	MS17987C829 / NAS1338C6C29D	4213.F29
1/2	0.4970	0.4985	3.0	0.594	0.460	0.565	0.80	1.16	1.85	1.14	0.08	0.5050	36,900	-65	200	127.0	MS17987C830 / NAS1338C6C30D	4213.F30
1/2	0.4970	0.4985	3.1	0.594	0.460	0.565	0.80	1.16	1.85	1.14	0.08	0.5050	36,900	-65	200	129.0	MS17987C831 / NAS1338C6C31D	4213.F31
1/2	0.4970	0.4985	3.3	0.594	0.460	0.565	0.80	1.16	1.85	1.14	0.08	0.5050	36,900	-65	200	134.0	MS17987C833 / NAS1338C6C33D	4213.F33
1/2	0.4970	0.4985	3.4	0.594	0.460	0.565	0.80	1.16	1.85	1.14	0.08	0.5050	36,900	-65	200	137.0	MS17987C834 / NAS1338C6C34D	4213.F34
1/2	0.4970	0.4985	3.5	0.594	0.460	0.565	0.80	1.16	1.85	1.14	0.08	0.5050	36,900	-65	200	139.0	MS17987C835 / NAS1338C6C35D	4213.F35
1/2	0.4970	0.4985	3.7	0.594	0.460	0.565	0.80	1.16	1.85	1.14	0.08	0.5050	36,900	-65	200	144.0	MS17987C837 / NAS1338C6C37D	4213.F37
1/2	0.4970	0.4985	3.9	0.594	0.460	0.565	0.80	1.16	1.85	1.14	0.08	0.5050	36,900	-65	200	149.0	MS17987C839 / NAS1338C6C39D	4213.F39
1/2	0.4970	0.4985	4.0	0.594	0.460	0.565	0.80	1.16	1.85	1.14	0.08	0.5050	36,900	-65	200	151.0	MS17987C840 / NAS1338C6C40D	4213.F40
1/2	0.4970	0.4985	4.2	0.594	0.460	0.565	0.80	1.16	1.85	1.14	0.08	0.5050	36,900	-65	200	156.0	MS17987C842 / NAS1338C6C42D	4213.F42
1/2	0.4970	0.4985	4.4	0.594	0.460	0.565	0.80	1.16	1.85	1.14	0.08	0.5050	36,900	-65	200	161.0	MS17987C844 / NAS1338C6C44D	4213.F44
1/2	0.4970	0.4985	4.5	0.594	0.460	0.565	0.80	1.16	1.85	1.14	0.08	0.5050	36,900	-65	200	164.0	MS17987C845 / NAS1338C6C45D	4213.F45

Nominal diameter A	Dimensions											Location hole max.	Shearing resistance, two-shear min.	 min. max.		 Standard description	Art. No.	
	A min.	A max.	Clamping length L +0.02 0	B ±0.005	C 0 -0.04	D max.	E max.	F min.	G max.	H min.	J min.							
	[in]													[in]	[lbf]			[°F]
1/2	0.4970	0.4985	4.6	0.594	0.460	0.565	0.80	1.16	1.85	1.14	0.08	0.5050	36,900	-65	200	166.0	MS17987C846 / NAS1338C6C46D	4213.F46
1/2	0.4970	0.4985	4.8	0.594	0.460	0.565	0.80	1.16	1.85	1.14	0.08	0.5050	36,900	-65	200	171.0	MS17987C848 / NAS1338C6C48D	4213.F48
1/2	0.4970	0.4985	5.0	0.594	0.460	0.565	0.80	1.16	1.85	1.14	0.08	0.5050	36,900	-65	200	176.0	MS17987C850 / NAS1338C6C50D	4213.F50
1/2	0.4970	0.4985	5.3	0.594	0.460	0.565	0.80	1.16	1.85	1.14	0.08	0.5050	36,900	-65	200	183.0	MS17987C853 / NAS1338C6C53D	4213.F53
1/2	0.4970	0.4985	5.5	0.594	0.460	0.565	0.80	1.16	1.85	1.14	0.08	0.5050	36,900	-65	200	188.0	MS17987C855 / NAS1338C6C55D	4213.F55
1/2	0.4970	0.4985	5.8	0.594	0.460	0.565	0.80	1.16	1.85	1.14	0.08	0.5050	36,900	-65	200	195.0	MS17987C858 / NAS1338C6C58D	4213.F58
1/2	0.4970	0.4985	6.0	0.594	0.460	0.565	0.80	1.16	1.85	1.14	0.08	0.5050	36,900	-65	200	200.0	MS17987C860 / NAS1338C6C60D	4213.F60
9/16	0.5595	0.5610	1.0	0.666	0.510	0.565	0.84	1.16	2.03	1.14	0.08	0.5675	46,700	-65	200	94.2	MS17987C910 / NAS1339C6C10D	4213.G10
9/16	0.5595	0.5610	1.2	0.666	0.510	0.565	0.84	1.16	2.03	1.14	0.08	0.5675	46,700	-65	200	100.0	MS17987C912 / NAS1339C6C12D	4213.G12
9/16	0.5595	0.5610	1.3	0.666	0.510	0.565	0.84	1.16	2.03	1.14	0.08	0.5675	46,700	-65	200	104.0	MS17987C913 / NAS1339C6C13D	4213.G13
9/16	0.5595	0.5610	1.5	0.666	0.510	0.565	0.84	1.16	2.03	1.14	0.08	0.5675	46,700	-65	200	110.0	MS17987C915 / NAS1339C6C15D	4213.G15
9/16	0.5595	0.5610	2.0	0.666	0.510	0.565	0.84	1.16	2.03	1.14	0.08	0.5675	46,700	-65	200	125.0	MS17987C920 / NAS1339C6C20D	4213.G20
9/16	0.5595	0.5610	2.2	0.666	0.510	0.565	0.84	1.16	2.03	1.14	0.08	0.5675	46,700	-65	200	132.0	MS17987C922 / NAS1339C6C22D	4213.G22
9/16	0.5595	0.5610	2.5	0.666	0.510	0.565	0.84	1.16	2.03	1.14	0.08	0.5675	46,700	-65	200	141.0	MS17987C925 / NAS1339C6C25D	4213.G25
9/16	0.5595	0.5610	2.7	0.666	0.510	0.565	0.84	1.16	2.03	1.14	0.08	0.5675	46,700	-65	200	147.0	MS17987C927 / NAS1339C6C27D	4213.G27
9/16	0.5595	0.5610	2.8	0.666	0.510	0.565	0.84	1.16	2.03	1.14	0.08	0.5675	46,700	-65	200	150.0	MS17987C928 / NAS1339C6C28D	4213.G28
9/16	0.5595	0.5610	3.0	0.666	0.510	0.565	0.84	1.16	2.03	1.14	0.08	0.5675	46,700	-65	200	156.0	MS17987C930 / NAS1339C6C30D	4213.G30
9/16	0.5595	0.5610	3.7	0.666	0.510	0.565	0.84	1.16	2.03	1.14	0.08	0.5675	46,700	-65	200	178.0	MS17987C937 / NAS1339C6C37D	4213.G37
9/16	0.5595	0.5610	4.2	0.666	0.510	0.565	0.84	1.16	2.03	1.14	0.08	0.5675	46,700	-65	200	194.0	MS17987C942 / NAS1339C6C42D	4213.G42
9/16	0.5595	0.5610	5.5	0.666	0.510	0.565	0.84	1.16	2.03	1.14	0.08	0.5675	46,700	-65	200	234.0	MS17987C955 / NAS1339C6C55D	4213.G55
5/8	0.6220	0.6235	1.7	0.750	0.580	0.580	0.90	1.24	2.25	1.40	0.12	0.6300	57,800	-65	200	167.0	MS17987C1017 / NAS1340C6C17D	4213.H17
5/8	0.6220	0.6235	1.8	0.750	0.580	0.580	0.90	1.24	2.25	1.40	0.12	0.6300	57,800	-65	200	171.0	MS17987C1018 / NAS1340C6C18D	4213.H18
5/8	0.6220	0.6235	2.5	0.750	0.580	0.580	0.90	1.24	2.25	1.40	0.12	0.6300	57,800	-65	200	198.0	MS17987C1025 / NAS1340C6C25D	4213.H25
5/8	0.6220	0.6235	3.9	0.750	0.580	0.580	0.90	1.24	2.25	1.40	0.12	0.6300	57,800	-65	200	252.0	MS17987C1039 / NAS1340C6C39D	4213.H39
5/8	0.6220	0.6235	4.0	0.750	0.580	0.580	0.90	1.24	2.25	1.40	0.12	0.6300	57,800	-65	200	256.0	MS17987C1040 / NAS1340C6C40D	4213.H40
3/4	0.7470	0.7485	1.6	0.887	0.670	0.700	1.04	1.64	2.65	1.63	0.12	0.7570	83,200	-65	200	240.0	MS17987C1216 / NAS1341C6C16D	4213.K16
3/4	0.7470	0.7485	1.7	0.887	0.670	0.700	1.04	1.64	2.65	1.63	0.12	0.7570	83,200	-65	200	224.0	MS17987C1217 / NAS1341C6C17D	4213.K17
3/4	0.7470	0.7485	1.9	0.887	0.670	0.700	1.04	1.64	2.65	1.63	0.12	0.7570	83,200	-65	200	257.0	MS17987C1219 / NAS1341C6C19D	4213.K19
3/4	0.7470	0.7485	2.5	0.887	0.670	0.700	1.04	1.64	2.65	1.63	0.12	0.7570	83,200	-65	200	290.0	MS17987C1225 / NAS1341C6C25D	4213.K25
3/4	0.7470	0.7485	2.7	0.887	0.670	0.700	1.04	1.64	2.65	1.63	0.12	0.7570	83,200	-65	200	301.0	MS17987C1227 / NAS1341C6C27D	4213.K27
3/4	0.7470	0.7485	3.0	0.887	0.670	0.700	1.04	1.64	2.65	1.63	0.12	0.7570	83,200	-65	200	318.0	MS17987C1230 / NAS1341C6C30D	4213.K30



Nominal diameter A	Dimensions											Location hole max. [in]	Shearing resistance, two-shear min. [lbf]	 min. max. [°F]		 [g]	Standard description	Art. No.
	A min.	A max.	Clamping length L +0.02 0	B ±0.005	C 0 -0.04	D max.	E max.	F min.	G max.	H min.	J min.							
	[in]																	
3/4	0.7470	0.7485	3.5	0.887	0.670	0.700	1.04	1.64	2.65	1.63	0.12	0.7570	83,200	-65	200	346.0	MS17987C1235 / NAS1341C6C35D	4213.K35
3/4	0.7470	0.7485	4.0	0.887	0.670	0.700	1.04	1.64	2.65	1.63	0.12	0.7570	83,200	-65	200	373.0	MS17987C1240 / NAS1341C6C40D	4213.K40
3/4	0.7470	0.7485	4.3	0.887	0.670	0.700	1.04	1.64	2.65	1.63	0.12	0.7570	83,200	-65	200	390.0	MS17987C1243 / NAS1341C6C43D	4213.K43
7/8	0.8720	0.8735	4.0	0.890	0.760	0.840	1.23	1.64	3.00	1.86	0.12	0.8820	112,500	-65	200	515.0	MS17987C1440 / NAS1342C6C40D	4213.L40
1	0.9970	0.9985	2.6	1.219	0.890	0.950	1.33	1.64	3.10	2.00	0.12	1.0100	147,200	-65	200	527.0	MS17987C1626 / NAS1343C6C26D	4213.M26
1	0.9970	0.9985	4.0	1.219	0.890	0.950	1.33	1.64	3.10	2.00	0.12	1.0100	147,200	-65	200	665.0	MS17987C1640 / NAS1343C6C40D	4213.M40

## Compliance

### RoHS compliant

Compliant according to Directive 2011/65/EU and Directive 2015/863.

### Does not contain SVHC substances

No SVHC substances with more than 0.1% w/w contained - SVHC list [REACH] as of 27.06.2024.

### Does not contain Proposition 65 substances

No Proposition 65 substances included.

<https://www.P65Warnings.ca.gov/>

### Free from Conflict Minerals

This product does not contain any substances designated as "conflict minerals" such as tantalum, tin, gold or tungsten from the Democratic Republic of Congo or adjacent countries.