

Retaining Cables

EH 22400.



Product Description

These retaining cables secure the single-acting ball lock pin EH 22340., EH 22350., EH 22370. and EH 22380., as well as clamping pin EH 22360., and socket pin EH 22400. against possible loss.

Material

Attaching ring

- Stainless steel

Eyelet

- Stainless steel
- Brass, tin-plated

Retaining cable

- Stainless steel
- Thermoplastic PA 6, grey
- Thermoplastic PUR, black, with filling thread

Coating retaining cable

- Without coating
- Thermoplastic PA 6 coated, black
- Thermoplastic PA 6 coated, clear
- Thermoplastic PVC coated, green (transparent)
- Thermoplastic PA 6, grey
- Thermoplastic PUR, black

Assembly

Attached holding clips (picture 5/6) to the ball lock pin with a soft-face mallet. Disassemble via levering it with a screw driver.

Thermoplastic version (picture 7): cut-off projecting ends without burr after being fastened.

Spiral form design (picture 8) with very high effective working length.

More information

Notes

Special types on request.

Models picture 3 and picture 4 correspond to MIL-DTL-83420.

Further products

- Retaining Cables, for threaded lock pin
- Lanyards, according to DAN80
- Lanyards, according to NSA5732

Drawing




Order information

l	Dimensions		Suitable for size [mm]	max. [°C]	[g]	Art. No.
	l ₁ [mm]	l ₂ max.				
stainless steel, with 2 attaching rings – picture 1, Thermoplastic PA 6 coated, black						
150	-	-	-	80	7.8	22400.0940 ¹⁾
200	-	-	-	80	8.4	22400.0941 ¹⁾
300	-	-	-	80	9.7	22400.0943 ¹⁾
stainless steel, with attaching ring and eyelet – picture 2, Thermoplastic PA 6 coated, black						
150	-	-	-	80	7.7	22400.0945 ¹⁾
200	-	-	-	80	7.5	22400.0946 ¹⁾
300	-	-	-	80	8.6	22400.0948 ¹⁾
stainless steel, with 2 attaching rings – picture 1, Thermoplastic PA 6 coated, clear						
150	-	-	-	80	7.8	22400.0950 ¹⁾
200	-	-	-	80	8.4	22400.0952 ¹⁾
300	-	-	-	80	9.7	22400.0956 ¹⁾


¹⁾ not for ball lock pins, basic type

²⁾ for ball lock pins, basic type

l	Dimensions		Suitable for size [mm]	max. [°C]	 [g]	Art. No.
	l ₁ [mm]	l ₂ max. [mm]				
stainless steel, with attaching ring and eyelet – picture 2, Thermoplastic PA 6 coated, clear						
150	–	–	–	80	7.7	22400.0960 ¹⁾
200	–	–	–	80	7.5	22400.0962 ¹⁾
300	–	–	–	80	8.6	22400.0966 ¹⁾
stainless steel, with 2 attaching rings – picture 1, Without coating						
150	–	–	–	250	7.4	22400.0930 ¹⁾
200	–	–	–	250	7.9	22400.0931 ¹⁾
300	–	–	–	250	8.9	22400.0933 ¹⁾
stainless steel, with attaching ring and eyelet – picture 2, Without coating						
150	–	–	–	250	6.6	22400.0935 ¹⁾
200	–	–	–	250	7.0	22400.0936 ¹⁾
300	–	–	–	250	8.0	22400.0938 ¹⁾
stainless steel, with fixing tab, rectangular and attaching ring – picture 3, Thermoplastic PVC coated, green (transparent)						
150	–	–	–	80	11.0	22400.1301 ¹⁾
200	–	–	–	80	12.0	22400.1302 ¹⁾
300	–	–	–	80	14.0	22400.1303 ¹⁾
stainless steel, with fixing tab in drop shape and attaching ring – picture 4, Thermoplastic PVC coated, green (transparent)						
150	–	–	–	80	11.0	22400.1311 ¹⁾
200	–	–	–	80	12.0	22400.1312 ¹⁾
300	–	–	–	80	14.0	22400.1313 ¹⁾
stainless steel, with holding clip and eyelet – picture 5, Thermoplastic PA 6 coated, clear						
150	–	–	5/ 6	80	6.2	22400.1001 ²⁾
150	–	–	8/10	80	7.1	22400.1021 ²⁾
150	–	–	12/16	80	8.2	22400.1041 ²⁾
150	–	–	20/25	80	11.0	22400.1061 ²⁾
200	–	–	5/ 6	80	6.8	22400.1002 ²⁾
200	–	–	8/10	80	7.7	22400.1022 ²⁾
200	–	–	12/16	80	8.9	22400.1042 ²⁾
200	–	–	20/25	80	12.0	22400.1062 ²⁾
300	–	–	5/ 6	80	8.0	22400.1003 ²⁾
300	–	–	8/10	80	8.9	22400.1023 ²⁾
300	–	–	12/16	80	10.0	22400.1043 ²⁾
300	–	–	20/25	80	13.0	22400.1063 ²⁾
stainless steel, with holding clip and eyelet – picture 5, Thermoplastic PA 6 coated, black						
150	–	–	5/ 6	80	6.2	22400.1101 ²⁾
150	–	–	8/10	80	7.1	22400.1121 ²⁾
150	–	–	12/16	80	8.2	22400.1141 ²⁾
150	–	–	20/25	80	11.0	22400.1161 ²⁾
200	–	–	5/ 6	80	6.8	22400.1102 ²⁾
200	–	–	8/10	80	7.7	22400.1122 ²⁾
200	–	–	12/16	80	8.9	22400.1142 ²⁾
200	–	–	20/25	80	12.0	22400.1162 ²⁾
300	–	–	5/ 6	80	8.0	22400.1103 ²⁾
300	–	–	8/10	80	8.9	22400.1123 ²⁾
300	–	–	12/16	80	10.0	22400.1143 ²⁾
300	–	–	20/25	80	13.0	22400.1163 ²⁾
stainless steel, with holding clip and eyelet – picture 5, Without coating						
150	–	–	5/ 6	250	5.8	22400.1201 ²⁾
150	–	–	8/10	250	6.7	22400.1221 ²⁾
150	–	–	12/16	250	7.9	22400.1241 ²⁾
150	–	–	20/25	250	11.0	22400.1261 ²⁾



¹⁾ not for ball lock pins, basic type

²⁾ for ball lock pins, basic type

l	Dimensions		Suitable for size [mm]	max. [°C]	 [g]	Art. No.
	l ₁ [mm]	l ₂ max.				
200	–	–	5/ 6	250	6.3	22400.1202 ²⁾
200	–	–	8/10	250	7.2	22400.1222 ²⁾
200	–	–	12/16	250	8.4	22400.1242 ²⁾
200	–	–	20/25	250	11.0	22400.1262 ²⁾
300	–	–	5/ 6	250	7.3	22400.1203 ²⁾
300	–	–	8/10	250	8.2	22400.1223 ²⁾
300	–	–	12/16	250	9.5	22400.1243 ²⁾
300	–	–	20/25	250	13.0	22400.1263 ²⁾
stainless steel, with holding clip and attaching ring – picture 6, Thermoplastic PA 6 coated, clear						
150	–	–	5/ 6	80	6.3	22400.1011 ²⁾
150	–	–	8/10	80	7.3	22400.1031 ²⁾
150	–	–	12/16	80	8.4	22400.1051 ²⁾
150	–	–	20/25	80	11.0	22400.1071 ²⁾
200	–	–	5/ 6	80	7.0	22400.1012 ²⁾
200	–	–	8/10	80	7.8	22400.1032 ²⁾
200	–	–	12/16	80	9.0	22400.1052 ²⁾
200	–	–	20/25	80	12.0	22400.1072 ²⁾
300	–	–	5/ 6	80	8.2	22400.1013 ²⁾
300	–	–	8/10	80	9.0	22400.1033 ²⁾
300	–	–	12/16	80	10.0	22400.1053 ²⁾
300	–	–	20/25	80	13.0	22400.1073 ²⁾
stainless steel, with holding clip and attaching ring – picture 6, Thermoplastic PA 6 coated, black						
150	–	–	5/ 6	80	6.3	22400.1111 ²⁾
150	–	–	8/10	80	7.3	22400.1131 ²⁾
150	–	–	12/16	80	8.4	22400.1151 ²⁾
150	–	–	20/25	80	11.0	22400.1171 ²⁾
200	–	–	5/ 6	80	7.0	22400.1112 ²⁾
200	–	–	8/10	80	7.8	22400.1132 ²⁾
200	–	–	12/16	80	9.0	22400.1152 ²⁾
200	–	–	20/25	80	12.0	22400.1172 ²⁾
300	–	–	5/ 6	80	8.2	22400.1113 ²⁾
300	–	–	8/10	80	9.0	22400.1133 ²⁾
300	–	–	12/16	80	10.0	22400.1153 ²⁾
300	–	–	20/25	80	13.0	22400.1173 ²⁾
stainless steel, with holding clip and attaching ring – picture 6, Without coating						
150	–	–	5/ 6	250	5.9	22400.1211 ²⁾
150	–	–	8/10	250	6.8	22400.1231 ²⁾
150	–	–	12/16	250	8.0	22400.1251 ²⁾
150	–	–	20/25	250	11.0	22400.1271 ²⁾
200	–	–	5/ 6	250	6.4	22400.1212 ²⁾
200	–	–	8/10	250	7.3	22400.1232 ²⁾
200	–	–	12/16	250	8.5	22400.1252 ²⁾
200	–	–	20/25	250	12.0	22400.1272 ²⁾
300	–	–	5/ 6	250	7.4	22400.1213 ²⁾
300	–	–	8/10	250	8.6	22400.1233 ²⁾
300	–	–	12/16	250	9.5	22400.1253 ²⁾
300	–	–	20/25	250	13.0	22400.1273 ²⁾

¹⁾ not for ball lock pins, basic type

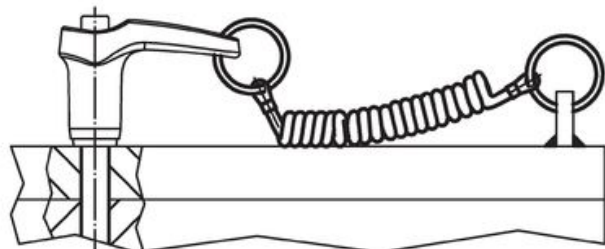
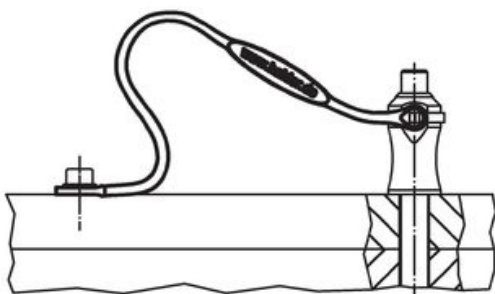
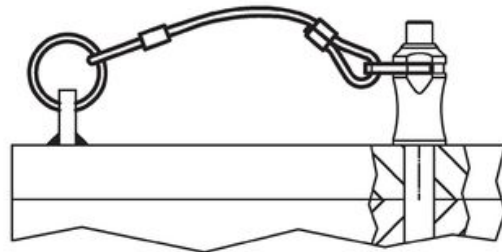
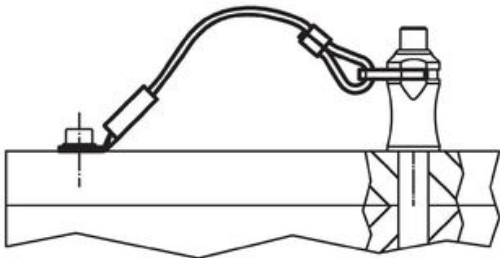
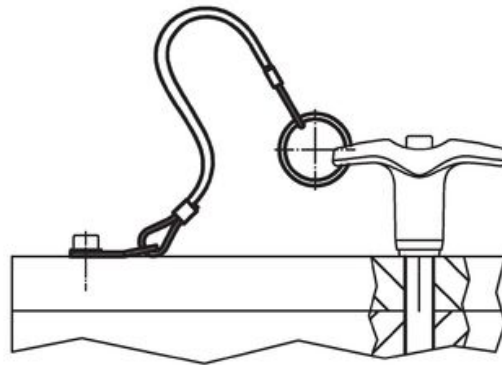
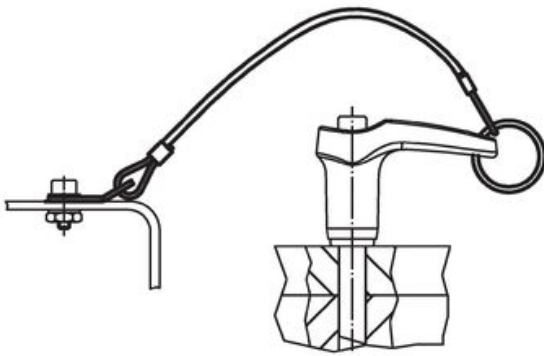
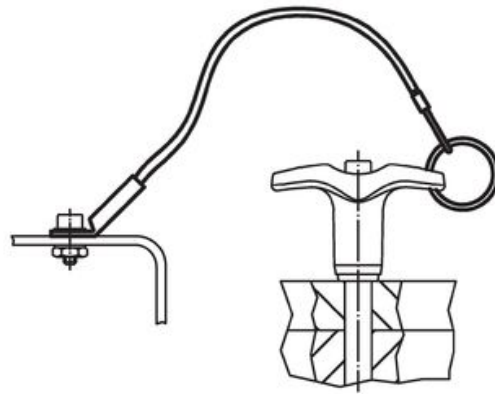
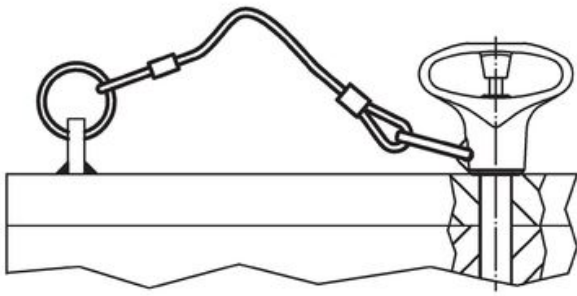
²⁾ for ball lock pins, basic type

l	Dimensions		Suitable for size [mm]	 max. [°C]	 [g]	Art. No.
	l ₁ [mm]	l ₂ max.				
with double sided clamping/indexing mechanism – picture 7, Thermoplastic PA 6, grey						
150	–	–	–	80	1.8	22400.0970
250	–	–	–	80	2.4	22400.0974
spiral form, with attaching rings – picture 8, Thermoplastic PUR, black						
–	100	600	–	80	15.0	22400.0980¹⁾
–	200	1200	–	80	16.0	22400.0982¹⁾

¹⁾ not for ball lock pins, basic type

²⁾ for ball lock pins, basic type

Application example



Compliance

RoHS compliant

Compliant according to Directive 2011/65/EU and Directive 2015/863.

Does not contain SVHC substances

No SVHC substances with more than 0.1% w/w contained - SVHC list [REACH] as of 27.06.2024.

Does not contain Proposition 65 substances

No Proposition 65 substances included.

<https://www.P65Warnings.ca.gov/>

Free from Conflict Minerals

This product does not contain any substances designated as "conflict minerals" such as tantalum, tin, gold or tungsten from the Democratic Republic of Congo or adjacent countries.