

Spring Push Plungers · with mounting flange, horizontal EH 22170.

Product Description



The spring push plungers are used for simple and secure positioning of workpieces or components on stops and support points.
The spring push plunger is designed with a thrust pad that can be rotated 4 x 90° depending on the application.
Below h_2 , a pull-down effect is created when the thrust pad is installed in the appropriate position.

Material

Body

- Zinc die-cast, plastic coated, black, similar to RAL 9005, matt structure

Thrust Pad

- Stainless steel 1.4542
- Thermoplastic POM, black

Screw

- Stainless steel A2
- Steel, zinc-nickel coated by galvanization

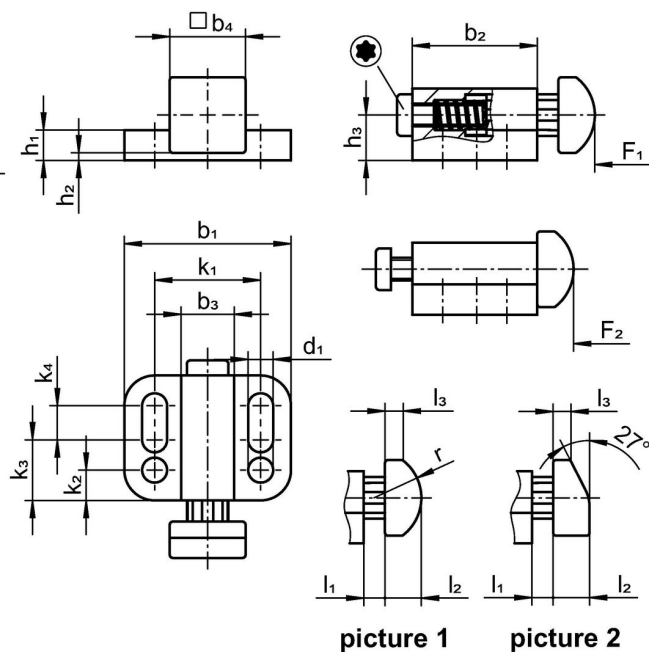
Spring

- Stainless steel 1.4310

Assembly

Assembly by means of washers ISO 7092.



Drawing



Order information

Dimensions																Stroke s	Spring load ¹⁾ F ₁ F ₂	Spring load ¹⁾ F ₁ F ₂	Art. No.		
b ₁	d ₁	b ₂	b ₃	b ₄	h ₁	h ₂	h ₃	k ₁	k ₂	k ₃	k ₄	l ₁	l ₂	l ₃	r	[mm]				[N]	[g]
plunger rounded, smooth, standard spring load – picture 1, Stainless steel																					
22	3.3	16.5	7.0	10	4	1	6	14	4.0	8	4.5	2.8	4.8	2.4	6.25	2.8	10	8	11	12	22170.0005
32	5.4	27.5	10.0	16	5	1	9	21	5.5	12	10.0	5.0	7.0	3.1	10.00	5.0	20	8	19	39	22170.0010
39	6.5	35.0	14.5	22	6	1	12	27	6.5	15	13.5	8.2	10.0	4.7	13.75	8.2	30	17	33	93	22170.0015

¹⁾ statistical average value

Dimensions																Stroke s ~		Spring load ¹⁾			Art. No.					
b ₁	d ₁	b ₂	b ₃	b ₄	h ₁	h ₂ +0.5	h ₃	k ₁	k ₂	k ₃	k ₄	l ₁ ~	l ₂	l ₃ ~	r			[mm]	F ₁			F ₂	[N]	[g]		
[mm]																						[mm]		[N]	[g]	
plunger rounded, heavy spring load – picture 1, Stainless steel																										
22	3.3	16.5	7.0	10	4	1	6	14	4.0	8	4.5	2.8	4.8	2.4	6.25	2.8	10	11	20	13	22170.1005					
32	5.4	27.5	10.0	16	5	1	9	21	5.5	12	10.0	5.0	7.0	3.1	10.00	5.0	20	19	45	40	22170.1010					
39	6.5	35.0	14.5	22	6	1	12	27	6.5	15	13.5	8.2	10.0	4.7	13.75	8.2	30	27	75	96	22170.1015					
plunger wedge-shaped, smooth, standard spring load – picture 2, Stainless steel																										
22	3.3	16.5	7.0	10	4	1	6	14	4.0	8	4.5	2.8	4.8	2.4	–	2.8	10	8	11	12	22170.0105					
32	5.4	27.5	10.0	16	5	1	9	21	5.5	12	10.0	5.0	7.0	3.1	–	5.0	20	8	19	39	22170.0110					
39	6.5	35.0	14.5	22	6	1	12	27	6.5	15	13.5	8.2	10.0	4.7	–	8.2	30	17	33	93	22170.0115					
plunger wedge-shaped, smooth, heavy spring load – picture 2, Stainless steel																										
22	3.3	16.5	7.0	10	4	1	6	14	4.0	8	4.5	2.8	4.8	2.4	–	2.8	10	11	20	13	22170.1105					
32	5.4	27.5	10.0	16	5	1	9	21	5.5	12	10.0	5.0	7.0	3.1	–	5.0	20	19	45	40	22170.1110					
39	6.5	35.0	14.5	22	6	1	12	27	6.5	15	13.5	8.2	10.0	4.7	–	8.2	30	27	75	94	22170.1115					
plunger rounded, standard spring load – picture 1, Thermoplastic POM, black																										
22	3.3	16.5	7.0	10	4	1	6	14	4.0	8	4.5	2.8	4.8	2.4	6.25	2.8	10	8	11	11	22170.0505					
32	5.4	27.5	10.0	16	5	1	9	21	5.5	12	10.0	5.0	7.0	3.1	10.00	5.0	20	8	19	32	22170.0510					
39	6.5	35.0	14.5	22	6	1	12	27	6.5	15	13.5	8.2	10.0	4.7	13.75	8.2	30	17	33	69	22170.0515					
plunger rounded, heavy spring load – picture 1, Thermoplastic POM, black																										
22	3.3	16.5	7.0	10	4	1	6	14	4.0	8	4.5	2.8	4.8	2.4	6.25	2.8	10	11	20	12	22170.1505					
32	5.4	27.5	10.0	16	5	1	9	21	5.5	12	10.0	5.0	7.0	3.1	10.00	5.0	20	19	45	32	22170.1510					
39	6.5	35.0	14.5	22	6	1	12	27	6.5	15	13.5	8.2	10.0	4.7	13.75	8.2	30	27	75	71	22170.1515					
plunger wedge-shaped, standard spring load – picture 2, Thermoplastic POM, black																										
22	3.3	16.5	7.0	10	4	1	6	14	4.0	8	4.5	2.8	4.8	2.4	–	2.8	10	8	11	13	22170.0605					
32	5.4	27.5	10.0	16	5	1	9	21	5.5	12	10.0	5.0	7.0	3.1	–	5.0	20	8	19	32	22170.0610					
39	6.5	35.0	14.5	22	6	1	12	27	6.5	15	13.5	8.2	10.0	4.7	–	8.2	30	17	33	69	22170.0615					
plunger wedge-shaped, heavy spring load – picture 2, Thermoplastic POM, black																										
22	3.3	16.5	7.0	10	4	1	6	14	4.0	8	4.5	2.8	4.8	2.4	–	2.8	10	11	20	14	22170.1605					
32	5.4	27.5	10.0	16	5	1	9	21	5.5	12	10.0	5.0	7.0	3.1	–	5.0	20	19	45	32	22170.1610					
39	6.5	35.0	14.5	22	6	1	12	27	6.5	15	13.5	8.2	10.0	4.7	–	8.2	30	27	75	71	22170.1615					

¹⁾ statistical average value

Compliance

RoHS compliant

Compliant according to Directive 2011/65/EU and Directive 2015/863.

Does not contain SVHC substances

No SVHC substances with more than 0.1% w/w contained - SVHC list [REACH] as of 27.06.2024.

Does not contain Proposition 65 substances

No Proposition 65 substances included.

<https://www.P65Warnings.ca.gov/>

Free from Conflict Minerals

This product does not contain any substances designated as "conflict minerals" such as tantalum, tin, gold or tungsten from the Democratic Republic of Congo or adjacent countries.