

Index Plungers • with hexagon collar and locking, stainless steel A4 EH 22120.



Product Description

Index plungers are used for indexing bores.
The stainless steel A4 version ensures maximum corrosion resistance.

Material

Body

- Stainless steel 1.4401

Locking pin

- Stainless steel 1.4401 nickel-plated

Knob

- Thermoplastic PA 6, black-grey, matt
- Stainless steel 1.4401

Lock nut

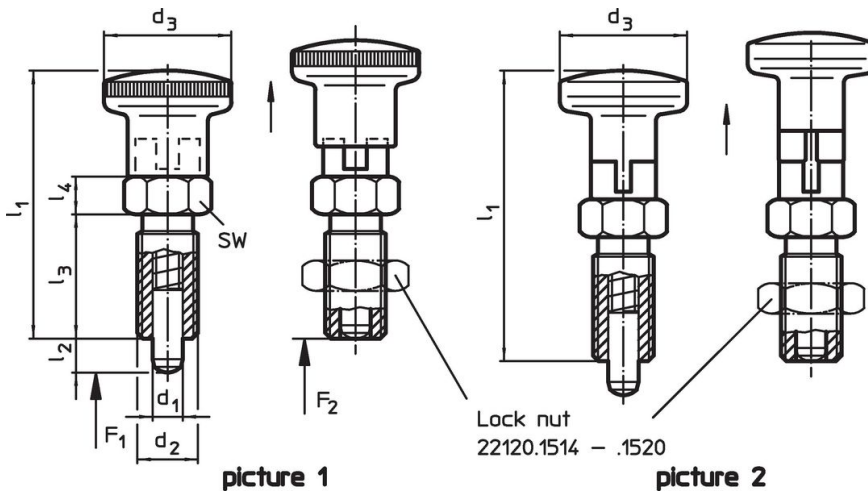
- Stainless steel 1.4401

More information

Notes

Knob not removable.
Lock nuts have to be purchased separately.



Drawing



Order information



Dimensions							Spring load ¹⁾		Temperature		Weight	Art. No.
d ₁	d ₂	l ₂ min.	d ₃	l ₁	l ₃	l ₄	F ₁ ~	F ₂ ~	min.	max.	[g]	
-0.02 -0.05			[mm]				[N]		[°C]			
with knob of thermoplastic – picture 1												
4	M 8 x 1	4	16	35.0	16	5	3.5	11	-30	80	12	22120.1144
4	M 8 x 1	6	16	35.0	22	6	4.5	16	-30	80	11	22120.1164
5	M10 x 1	5	19	35.0	16	5	3.0	11	-30	80	20	22120.1145
5	M10 x 1	8	19	48.0	22	6	4.0	20	-30	80	18	22120.1165
6	M12 x 1,5	6	23	40.0	18	6	3.0	12	-30	80	33	22120.1146
6	M12 x 1,5	9	23	58.0	26	8	6.0	23	-30	80	33	22120.1166
8	M16 x 1,5	8	28	58.0	26	8	7.0	26	-30	80	67	22120.1168
8	M16 x 1,5	12	28	40.0	18	6	3.0	14	-30	80	70	22120.1148
10	M16 x 1,5	12	28	58.0	26	8	7.5	32	-30	80	70	22120.1180
12	M20 x 1,5	15	33	71.5	33	10	9.0	32	-30	80	141	22120.1182
with knob from stainless steel – picture 2												
4	M 8 x 1	4	16	35.0	16	5	3.5	11	-	100	21	22120.1154
4	M 8 x 1	6	16	35.0	16	5	3.0	11	-	100	22	22120.1174
5	M10 x 1	5	18	40.0	18	6	3.0	12	-	100	36	22120.1155
5	M10 x 1	8	18	40.0	18	6	3.0	14	-	100	37	22120.1175

¹⁾ statistical average value

d ₁ -0.02 -0.05	d ₂	Dimensions					Spring load ¹⁾		 min. max.		 [g]	Art. No.
		l ₂ min.	d ₃	l ₁	l ₃	l ₄	F ₁ ~	F ₂ ~	[°C]			
		[mm]					[N]					
6	M12 x 1,5	6	22	48.0	22	6	4.5	16	-	100	60	22120.1156
6	M12 x 1,5	9	22	48.0	22	6	4.0	20	-	100	63	22120.1176
8	M16 x 1,5	8	27	58.0	26	8	6.0	23	-	100	117	22120.1178
8	M16 x 1,5	12	27	58.0	26	8	7.0	26	-	100	118	22120.1158
10	M16 x 1,5	12	27	58.0	26	8	7.5	32	-	100	135	22120.1190
12	M20 x 1,5	15	32	71.5	33	10	9.0	32	-	100	229	22120.1192

¹⁾ statistical average value

Accessories

	Dimensions	Wrench size	 [g]	Art. No.
	d ₂ [mm]	[mm]		
Lock nuts ISO 8675 (DIN 439), Stainless steel 1.4401				
	M 8 x 1	13	2.8	22120.1514
	M12 x 1,5	18	7.6	22120.1516
	M10 x 1	16	5.4	22120.1515
	M16 x 1,5	24	18.0	22120.1518
	M20 x 1,5	30	33.0	22120.1520

Compliance

For detailed compliance information please select the desired article number.